

SISTEMA  
**NIIRON® RED**

**Bs1d0**  
UNE EN 13501 1



Yangın koruma tesisatları için  
PP-RCT boru ve bağlantı sistemi

## İNDEX

---

Sisitem bilgileri	.....	3
Boru mono CT SDR11/Seri 5 L= 5,8 metre /4 mt	.....	5
Ömür / Çalışma basıncı Tablosu Boru mono PP-RCT SDR11/Serie 5		6
Elektro füzyon Manşon-socket	...	7
Termofüzyon fittingsler		8
DVS 2207 standardına göre kaynak prosedürü;	..	20
Flaşlar ve flaş tutucular	..	21
Vanalar	.....	23
Kaynak aksesuarları paftalar	.....	24
EF Kaynak makinaları		27

UNE EN 13501'e göre yangın tepki sınıflandırması Bs1d0, CTE-DBSI 1 İç yayılıma göre.



SISTEMA  
**NIRON RED**

B.I.E donanımlı yangın muslukları ve otomatik sprinkler kullanan yangın söndürme tesisatları için onaylanmış polipropilen boru ve aksesuarlarından oluşan sistem.

NIRON RED sisteminin üretiminde kullanılan hammadde, sisteme gelişmiş mekanik direnç kazandıran ve aynı boru kalınlığı için daha yüksek servis basıncına olanak tanıyan PP-RCT Polipropilendir.

Hammaddenin özel katkısı, yangından korunma tesislerine uygun yangın davranışına tepki sağlar.

Sistem, SDR11 Serisi 5 tek katmanlı boru, termal füzyon veya soket sistemli aksesuarlar ve elektrofüzyon kaynak sistemli belirli bir dizi bileşenden oluşur.

## Boru Mono PP-RCT

### Boru mono CT SDR11/Serie 5

Clasificación de reacción al fuego Bs1d0 según UNE EN 13501, conforme CTE-DBSI 1 Propagación interior.



#### Açıklama

- Boru mono PP-RCT
- SDR11/Serie 5
- Class 1/6 bar, clase 2/6 bar
- Clase 4/6 bar, clase 5/4 bar

### Boru mono CT SDR11/Seri 5 L= 5,8 metre

Referans	Ø	Kalınlık (mm)	L (m)	Metre/Paket	Palet (m)	Price (€/m.)
03TNIRRCTRED2011	20 mm	1,8	5,8	145	4350	2,75
03TNIRRCTRED2511	25 mm	2,3	5,8	145	4350	4,02
03TNIRRCTRED3211	32 mm	2,9	5,8	58	1914	5,20
03TNIRRCTRED4011	40 mm	3,7	5,8	58	1160	7,90
03TNIRRCTRED5011	50 mm	4,6	5,8	29	812	11,42
03TNIRRCTRED6311	63 mm	5,8	5,8	23,2	510,4	17,54
03TNIRRCTRED7511	75 mm	6,8	5,8	17,4	348	23,30
03TNIRRCTRED9011	90 mm	8,2	5,8	11,6	232	33,09
03TNIRRCTRED11011	110 mm	10,0	5,8	11,6	162,4	46,49
03TNIRRCTRED12511	125 mm	11,4	5,8	5,8	116	64,09
03TNIRRCTRED16011	160 mm	14,6	5,8	5,8	69,6	92,43
03TNIRRCTRED20011	200 mm	18,2	5,8	5,8	46,4	161,50

Clasificación de reacción al fuego Bs1d0 según UNE EN 13501, conforme CTE-DBSI 1 Propagación interior.

### Boru mono CT SDR11/Seri 5 L= 4 metre

Referencia	Ø	Espesor (mm)	L (m)	Metre/Paket	Palet (m)	Price (€/m.)
03TNIRRCTRED2011B4	20 mm	1,8	4	100	3000	2,75
03TNIRRCTRED2511B4	25 mm	2,3	4	100	2000	4,02
03TNIRRCTRED3211B4	32 mm	2,9	4	40	1320	5,20
03TNIRRCTRED4011B4	40 mm	3,7	4	40	800	7,90
03TNIRRCTRED5011B4	50 mm	4,6	4	20	560	11,42
03TNIRRCTRED6311B4	63 mm	5,8	4	16	352	17,54
03TNIRRCTRED7511B4	75 mm	6,8	4	12	240	23,30
03TNIRRCTRED9011B4	90 mm	8,2	4	8	160	33,09
03TNIRRCTRED11011B4	110 mm	10,0	4	8	112	46,49
03TNIRRCTRED12511B4	125 mm	11,4	4	4	80	64,09
03TNIRRCTRED16011B4	160 mm	14,6	4	4	48	92,43
03TNIRRCTRED20011B4	200 mm	18,2	4	4	32	161,50

Boru, sprinkler sisteminin bulunmadığı bir alana monte edildiğinde ve EI60'tan daha düşük bir dirence sahip bir sektörde görünür şekilde çalıştığında, EI 60 yangın direncini garanti eden elemanlar kullanılarak monte edilebilir.

## Boru Mono PP-RCT

### Ömür / Çalışma basıncı Tablosu Boru mono PP-RCT SDR11/Serie 5

NIRON Monocapa PP-RCT SDR11/Serie 5

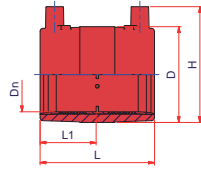
Clase	1	6	
	2	6	
	4	6	
	5	4	
Tª máx. Sıvı (oC)	Çalışma Ömür	Çalışma basıncı (bar)	Presión servicio (bar)
		Açık devre	Kapalı devre
10	1	19,0	22,8
	5	18,4	22,1
	10	18,2	21,9
	25	17,9	21,5
	50	17,7	21,2
20	1	19,0	19,9
	5	18,4	19,3
	10	18,2	19,0
	25	17,9	18,6
	50	17,7	18,4
30	1	14,3	17,2
	5	13,9	16,6
	10	13,6	16,4
	25	13,4	16,1
	50	13,2	15,8
40	1	12,3	14,8
	5	11,9	14,3
	10	11,7	14,1
	25	11,5	13,8
	50	11,3	13,6
50	1	10,5	12,6
	5	10,1	12,2
	10	10,0	12,0
	25	9,7	11,7
	50	9,6	11,5
60	1	8,9	10,7
	5	8,6	10,3
	10	8,4	10,1
	25	8,2	9,9
	50	8,1	9,7
70	1	7,5	9,0
	5	7,2	8,6
	10	7,0	8,5
	25	6,9	8,3
	50	6,8	8,1
80	1	6,2	7,5
	5	6,0	7,2
	10	5,9	7,0
	25	5,7	6,9
95	1	4,7	5,6
	5	4,4	5,3

Açık devre: UNE EN 15874 standardına göre 1,5 uygulanan güvenlik katsayısı

Kapalı devre: DIN 8077/78 standardına göre 1,25 uygulanan güvenlik katsayısı

## Elektro Füzyon Manşon PP-RCT

EF Manşon SDR11 (Clase 1/6, Clase 2/6, Clase 4/6, Clase 5/4)



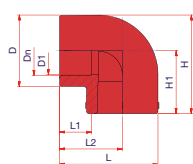
Referencia	Ø	Adet Kutu	Dn (mm)	L1 (mm)	L (mm)	H (mm)	D (mm)	Prece (€/ud.)
03NMERED2011	20 mm	100	20,0	34,0	70,0	52,0	33,0	10,96
03NMERED2511	25 mm	120	25,0	34,0	70,0	58,0	38,5	11,42
03NMERED3211	32 mm	80	32,0	34,0	70,0	65,0	45,5	13,15
03NMERED4011	40 mm	50	40,0	41,0	85,0	75,0	55,0	14,77
03NMERED5011	50 mm	40	50,0	42,5	88,0	87,0	68,0	16,05
03NMERED6311	63 mm	30	63,0	47,5	98,0	100,0	82,0	18,99
03NMERED7511	75 mm	24	75,0	61,0	125,0	114,0	98,0	33,52
03NMERED9011	90 mm	30	90,0	72,0	146,0	130,0	113,0	37,52
03NMERED11011	110 mm	22	110,0	77,0	155,0	144,0	136,0	40,07
03NMERED12511	125 mm	16	125,0	82,0	166,0	167,0	156,5	74,20
03NMERED16011	160 mm	1	160,0	86,5	175,0	201,5	190,0	103,38
03NMERED20011	200 mm	1	200,0	91,5	185,0	243,0	232,0	182,08

## Termofüzyon Fittings

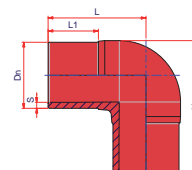
### Dirsek 90° socket



A



B



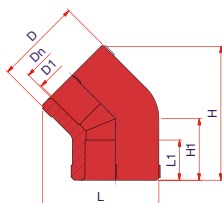
Referencia	Tip	Ø	Adet. Paket	Dn (mm)	D1 (mm)	D (mm)	L1 (mm)	L2 (mm)	L (mm)	H1 (mm)	H (mm)	Prece (€/ud.)
03NGRED20	A	20 mm	200	20,0	16,5	29,0	16,0	27,0	41,5	27,0	41,5	0,61
03NGRED25	A	25 mm	100	25,0	23,5	35,5	16,0	31,0	49,0	31,0	49,0	0,76
03NGRED32	A	32 mm	60	32,0	30,0	46,0	20,0	37,0	60,0	37,0	60,0	1,34
03NGRED40	A	40 mm	40	40,0	36,0	56,0	22,0	43,0	71,0	43,0	71,0	2,42
03NGRED50	A	50 mm	24	50,0	46,0	70,0	25,0	51,0	86,0	51,0	86,0	4,94
03NGRED63	A	63 mm	25	63,0	59,0	88,0	29,0	62,0	106,0	62,0	106,0	7,60
03NGRED75	A	75 mm	15	75,0	70,0	101,0	33,0	73,0	123,5	73,0	123,5	15,76
03NGRED90	A	90 mm	10	90,0	84,0	124,0	37,0	85,0	144,0	85,0	147,0	29,16
03NGRED110	A	110 mm	4	110,0	100,0	146,0	43,0	100,0	173,0	100,0	173,0	40,84
03NGRED125	A	125 mm	4	125,0	113,0	165,0	47,5	125,0	207,5	125,0	207,5	63,98
03NGRED9011160MM *	B	160 mm	1	160,0	-	-	110,0	217,0	-	-	303,0	88,95
03NGRED9011200MM *	B	200 mm	1	200,0	-	-	117,0	250,0	-	-	356,5	Consultar

\* "A-Termofüzyon kaynak", "B- Alın kaynağı" yapılabilir fittingsler

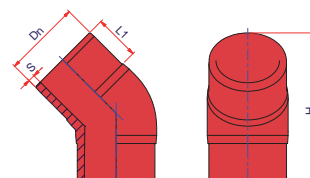
### Dirsek 45° socket



A



B

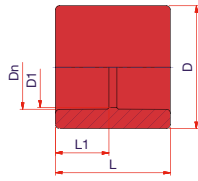


Referans	Tip	Ø	Adet. Paket	Dn (mm)	D1 (mm)	D (mm)	L1 (mm)	L (mm)	H1 (mm)	H (mm)	Prece (€/ud.)
03NC45RED20	A	20 mm	200	20,0	16,5	29,0	16,0	33,0	21,5	46,0	0,77
03NC45RED25	A	25 mm	150	25,0	23,5	34,0	16,0	46,0	24,5	53,5	1,01
03NC45RED32	A	32 mm	40	32,0	30,0	42,0	20,0	56,0	29,0	64,0	1,41
03NC45RED40	A	40 mm	30	40,0	36,0	53,0	22,0	67,0	32,0	72,5	2,94
03NC45RED50	A	50 mm	30	50,0	47,5	66,0	25,0	83,5	39,5	90,0	5,72
03NC45RED63	A	63 mm	35	63,0	60,0	83,0	29,0	102,0	45,0	105,0	7,98
03NC45RED75	A	75 mm	16	75,0	70,0	99,0	33,0	129,5	65,0	145,0	15,76
03NC45RED90	A	90 mm	12	90,0	86,0	123,5	37,0	145,0	57,0	140,0	29,16
03NC45RED110	A	110 mm	6	110,0	100,0	146,0	43,0	172,5	70,0	169,5	40,84
03NC45RED125	A	125 mm	4	125,0	113,0	165,0	47,5	194,0	78,0	189,5	63,98
03NC45RED11160MM *	B	160 mm	1	160,0	-	-	103,0	-	-	311,0	68,90
03NC45RED11200MM *	B	200 mm	1	200,0	-	-	117,0	-	-	402,0	Consultar

\* Soldar a tope o con accesorio electrosoldable.

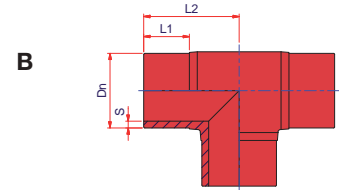
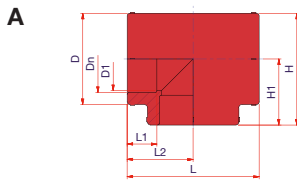
## Termofüzyon Fittings

### Manşon socket



Referans	Ø	Adet Pake	Dn (mm)	D1 (mm)	D (mm)	L1 (mm)	L (mm)	Prece (€/ud.)
03NMANRED20	20 mm	200	20,0	18,0	29,0	17,0	35,0	0,56
03NMANRED25	25 mm	150	25,0	20,0	35,0	18,0	39,0	0,61
03NMANRED32	32 mm	40	32,0	30,0	46,0	20,0	43,0	1,02
03NMANRED40	40 mm	50	40,0	37,0	56,0	22,0	48,0	1,65
03NMANRED50	50 mm	20	50,0	47,0	70,0	25,0	54,0	3,07
03NMANRED63	63 mm	15	63,0	60,0	88,0	29,0	62,0	5,25
03NMANRED75	75 mm	35	75,0	70,0	101,0	33,0	71,0	7,40
03NMANRED90	90 mm	24	90,0	87,5	114,5	37,0	77,0	16,37
03NMANRED110	110 mm	12	110,0	106,0	151,0	43,0	92,0	26,36
03NMANRED125	125 mm	4	125,0	117,0	160,0	47,5	102,0	35,59

### TEE socket

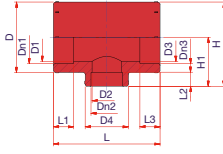


Referencia	Tip	Ø	Adet. Paket	Dn (mm)	D1 (mm)	D (mm)	L1 (mm)	L2 (mm)	L (mm)	H1 (mm)	H (mm)	Prece (€/ud.)
03NTRED20	A	20 mm	150	20,0	18,0	33,0	16,0	27,0	54,0	27,0	43,5	0,81
03NTRED25	A	25 mm	80	25,0	21,0	35,0	17,0	31,5	63,0	31,5	49,0	1,01
03NTRED32	A	32 mm	40	32,0	30,0	46,0	20,0	37,0	74,0	37,0	60,0	1,66
03NTRED40	A	40 mm	30	40,0	36,0	56,0	22,0	43,0	86,0	43,0	71,0	2,99
03NTRED50	A	50 mm	16	50,0	46,0	70,0	25,0	51,0	102,0	51,0	86,0	7,40
03NTRED63	A	63 mm	24	63,0	59,0	88,0	29,0	62,0	124,0	62,0	106,0	11,42
03NTRED75	A	75 mm	16	75,0	70,0	101,0	33,0	73,0	146,0	73,0	123,5	17,85
03NTRED90	A	90 mm	8	90,0	84,0	124,0	37,0	85,0	170,0	85,0	147,0	33,29
03NTRED110	A	110 mm	4	110,0	100,0	146,0	43,0	100,0	200,0	100,0	173,0	52,52
03NTRED125	A	125 mm	3	125,0	113,0	165,0	47,5	125,0	250,0	125,0	207,5	70,62
03NTRED11160MM *	B	160 mm	1	160,0	-	-	110,0	217,0	-	-	-	99,15
03NTRED11200MM *	B	200 mm	1	200,0	-	-	117,0	250,0	-	-	-	Consultar



## Termofüzyon Fittings

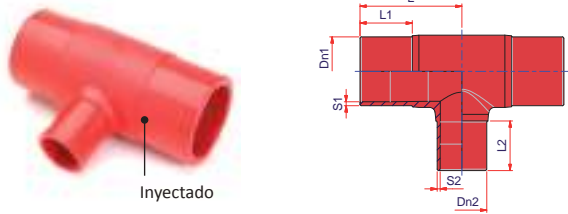
### TEE Redüksiyon socket



Referans	Ø	Adet. Mikta	Dn1 (mm)	Dn2 (mm)	Dn3 (mm)	D1 (mm)	D2 (mm)	D3 (mm)	D4 (mm)	D (mm)	L1 (mm)	L2 (mm)	L3 (mm)	L (mm)	H1 (mm)	H (mm)	Prece (€/ud.)
03NTRRED252020	25x20x20 mm	90	25,0	20,0	20,0	21,0	16,5	16,5	29,0	35,0	17,0	16,0	16,0	62,0	30,0	47,5	1,24
03NTRRED252025	25x20x25 mm	80	25,0	20,0	25,0	21,0	16,5	21,0	29,0	35,0	17,0	16,0	17,0	62,0	30,0	47,5	1,24
03NTRRED252520	25x25x20 mm	80	25,0	25,0	20,0	21,0	21,0	16,5	35,0	35,0	17,0	17,0	16,0	62,0	30,0	47,5	1,24
03NTRRED322025	32x20x25 mm	40	32,0	20,0	25,0	30,0	16,5	21,0	29,0	46,0	20,0	16,0	17,0	75,0	35,0	58,0	1,85
03NTRRED322032	32x20x32 mm	40	32,0	20,0	32,0	30,0	16,5	30,0	29,0	46,0	20,0	16,0	20,0	75,0	35,0	58,0	1,85
03NTRRED322532	32x25x32 mm	40	32,0	25,0	32,0	30,0	21,0	30,0	35,0	46,0	20,0	17,0	20,0	75,0	35,0	58,0	1,85
03NTRRED323225	32x32x25 mm	40	32,0	25,0	25,0	30,0	21,0	21,0	35,0	46,0	20,0	17,0	17,0	75,0	35,0	58,0	1,85
03NTRRED402040	40x20x40 mm	20	40,0	20,0	40,0	36,0	16,5	36,0	33,0	53,0	24,0	16,0	24,0	74,0	39,0	66,0	3,49
03NTRRED402540	40x25x40 mm	25	40,0	25,0	40,0	36,0	21,0	36,0	33,0	53,0	24,0	20,0	24,0	74,0	39,0	66,0	3,49
03NTRRED403240	40x32x40 mm	18	40,0	32,0	40,0	35,0	30,0	35,0	54,0	54,0	22,0	20,0	22,0	87,0	43,0	70,0	3,49
03NTRRED502050	50x20x50 mm	12	50,0	20,0	50,0	47,0	16,5	47,0	43,0	66,0	26,0	16,0	26,0	87,0	47,0	80,0	7,57
03NTRRED502550	50x25x50 mm	16	50,0	25,0	50,0	47,0	21,0	47,0	43,0	66,0	26,0	20,0	26,0	87,0	47,0	80,0	7,57
03NTRRED503250	50x32x50 mm	16	50,0	32,0	50,0	47,0	30,0	47,0	43,0	66,0	26,0	20,0	26,0	87,0	47,0	80,0	7,57
03NTRRED504050	50x40x50 mm	10	50,0	40,0	50,0	43,0	36,0	43,0	66,0	66,0	23,0	22,0	23,0	102,0	50,0	83,0	7,57
03NTRRED632563	63x25x63 mm	10	63,0	25,0	63,0	60,0	21,0	60,0	53,0	83,0	30,0	21,0	30,0	102,0	54,0	96,0	11,90
03NTRRED633263	63x32x63 mm	10	63,0	32,0	63,0	60,0	30,0	60,0	53,0	83,0	30,0	21,0	30,0	102,0	54,0	96,0	11,90
03NTRRED634063	63x40x63 mm	6	63,0	40,0	63,0	60,0	36,0	60,0	53,0	83,0	30,0	23,0	30,0	102,0	54,0	96,0	11,90
03NTRRED635063	63x50x63 mm	6	63,0	50,0	63,0	50,0	46,0	50,0	80,0	80,0	25,0	26,0	25,0	122,0	64,0	104,0	11,90
03NTRRED753275	75x32x75 mm	16	75,0	32,0	75,0	60,0	22,0	60,0	43,0	98,0	30,0	18,0	30,0	139,0	67,0	116,0	18,76
03NTRRED754075	75x40x75 mm	14	75,0	40,0	75,0	60,0	36,0	60,0	65,0	98,0	30,0	23,0	30,0	139,0	69,0	118,0	18,76
03NTRRED755075	75x50x75 mm	14	75,0	50,0	75,0	70,0	46,0	70,0	70,0	101,0	33,0	25,0	33,0	146,0	73,0	123,5	18,76
03NTRRED756375	75x63x75 mm	14	75,0	63,0	75,0	70,0	59,0	70,0	86,0	101,0	33,0	29,0	33,0	146,0	73,0	123,5	18,76
03NTRRED906390	90x63x90 mm	8	90,0	63,0	90,0	78,0	50,0	78,0	85,0	120,0	33,0	27,0	33,0	160,0	73,0	133,0	34,20
03NTRRED907590	90x75x90 mm	8	90,0	75,0	90,0	87,0	71,0	87,0	114,0	114,0	37,0	33,0	37,0	167,0	83,0	140,0	34,20
03NTRRED11063110	110x63x110 mm	5	110,0	63,0	110,0	100,0	59,0	100,0	86,0	146,0	43,0	33,0	43,0	200,0	100,0	173,0	52,52
03NTRRED11075110	110x75x110 mm	5	110,0	75,0	110,0	100,0	69,0	100,0	101,0	146,0	43,0	33,0	43,0	200,0	100,0	173,0	52,52
03NTRRED11090110	110x90x110 mm	4	110,0	90,0	110,0	100,0	85,0	100,0	119,0	146,0	43,0	37,0	43,0	200,0	100,0	173,0	52,52
03NTRRED12575125	125x75x125 mm	20	125,0	75,0	125,0	113,0	69,0	113,0	101,0	165,0	47,5	33,0	47,5	250,0	115,0	197,5	74,08
03NTRRED12590125	125x90x125 mm	3	125,0	90,0	125,0	113,0	85,0	113,0	122,0	135,0	47,5	37,0	47,5	250,0	115,0	197,5	74,08
03NTRRED125110125	125x110x125 mm	20	125,0	110,0	125,0	113,0	100,0	113,0	146,0	165,0	47,5	250,0	120,0	250,0	120,0	202,5	74,08

## Termofüzyon Fittings

### TEE Redüksiyon - SDR11 erkek/erkek/erkek Alın kaynağı ve soket kaynağı



Referans	Ø	Adet Paket	Dn1 (mm)	Dn2 (mm)	S1 (mm)	S2 (mm)	L1 (mm)	L2 (mm)	L (mm)	Price (€/ud.)
03NTRRED1116090M160	160 x 90 x 160 mm	1	160,0	90,0	14,6	8,2	103,0	90,0	190,0	213,60
03NTRRED11160110M160	160 x 110 x 160 mm	1	160,0	110,0	14,6	10,0	103,0	87,0	190,0	215,15
03NTRRED11160125M160	160 x 125 x 160 mm	1	160,0	125,0	14,6	11,4	103,0	95,0	190,0	217,21
03NTRRED11200125M200	200 x 125 x 200 mm	1	200,0	125,0	18,2	11,4	117,0	95,0	230,0	324,45
03NTRRED11200160M200	200 x 160 x 200 mm	1	200,0	160,0	18,2	14,6	117,0	103,0	230,0	394,11

Mevcut stoğa bağlı olarak aksesuarlar enjekte edilebilir veya değiştirilebilir (Te + Redüksiyon).  
Üretici firma ihtiyaca göre enjeksiyonlu veya manipüle edilmiş A tipi aksesuarı sağlama hakkını saklı tutar.

### TEE Redüksiyon Cruva-çapraz



Referans	Ø	d1 (mm)	z1 (mm)	D1 (mm)	l1 (mm)	d (mm)	Z (mm)	D (mm)	l (mm)	Price (€/ud.)
03NCRRED503232	50/32 mm	32,0	26,5	43,0	44,5	50,0	26,0	68,0	45,5	18,44
03NCRRED 633232	63/32 mm	32,0	35,5	52,0	53,5	63,0	32,5	84,0	60,0	19,78
03NCRRED634040	63/40 mm	40,0	33,0	52,0	53,5	63,0	32,5	84,0	60,0	20,75
03NCRRED753232	75/32 mm	32,0	41,0	52,0	59,0	75,0	38,5	100,0	68,5	22,35
03NCRRED754040	75/40 mm	40,0	42,5	68,0	66,0	75,0	38,5	100,0	68,5	25,65
03NCRRED755050	75/50 mm	50,0	51,5	68,0	66,0	75,0	38,5	100,0	68,5	34,15
03NCRRED905050	90/50 mm	50,0	51,5	68,0	75,0	90,0	35,5	120,0	68,5	39,45

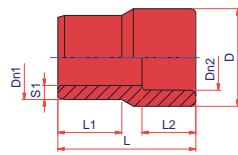
Manipüle edilmiş aksesuar. Tüm sistem aksesuarlarıyla uyumluluk ve garantilidir

## Termofüzyon Fittings

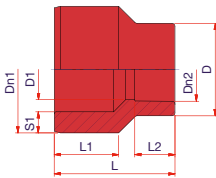
### Redüksiyon Erkek/Dişi socket



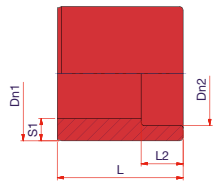
A



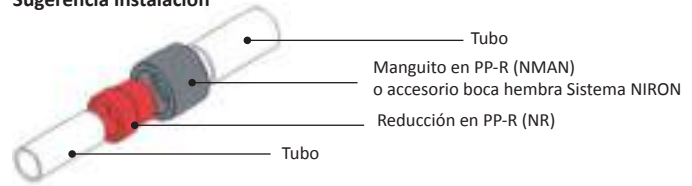
B



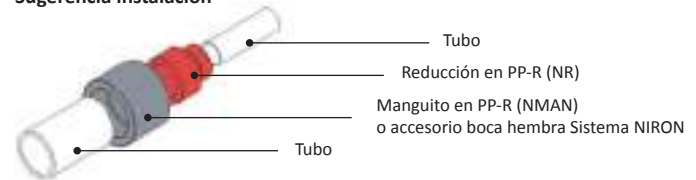
C



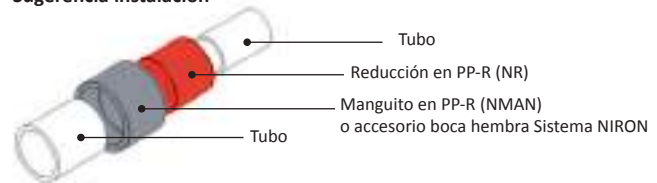
#### Sugerencia instalación



#### Sugerencia instalación



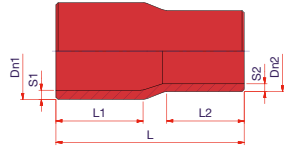
#### Sugerencia instalación



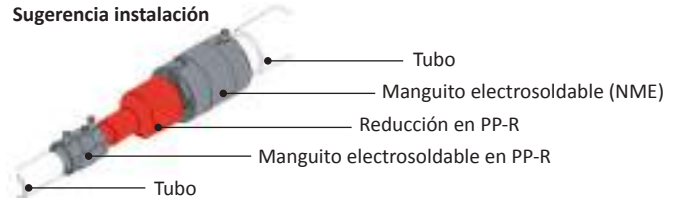
Referans	Tip	Ø	Adet Paket	Dn1 (mm)	S1 (mm)	Dn2 (mm)	D1 (mm)	D (mm)	L1 (mm)	L2 (mm)	L (mm)	Price (€/ud.)
03NRRED2520	A	25/20 mm	100	25,0	4,2	20,0	-	29,0	19,0	16,0	41,0	0,63
03NRRED3220	B	32/20 mm	80	32,0	5,4	20,0	16,0	29,0	20,0	16,0	45,0	0,87
03NRRED3225	A	32/25 mm	80	32,0	5,4	25,0	-	35,0	22,0	17,0	44,0	0,87
03NRRED4020	B	40/20 mm	60	40,0	6,7	20,0	16,0	29,0	25,0	16,0	45,0	1,63
03NRRED4025	B	40/25 mm	60	40,0	6,7	25,0	21,0	35,0	25,0	17,0	45,0	1,63
03NRRED4032	A	40/32 mm	40	40,0	6,7	32,0	-	46,0	25,0	20,0	50,0	1,63
03NRRED5020	B	50/20 mm	40	50,0	8,3	20,0	16,0	29,0	28,0	16,0	53,0	2,90
03NRRED5025	B	50/25 mm	40	50,0	8,3	25,0	21,0	35,0	28,0	17,0	53,0	2,90
03NRRED5032	B	50/32 mm	30	63,0	8,3	32,0	30,0	46,0	28,0	20,0	53,0	2,90
03NRRED5040	A	50/40 mm	40	50,0	8,3	40,0	-	56,0	28,0	22,0	55,0	2,90
03NRRED6325	B	63/25 mm	30	63,0	10,5	25,0	21,0	35,0	32,0	17,0	60,0	5,25
03NRRED6332	B	63/32 mm	20	63,0	10,5	32,0	30,0	46,0	32,0	20,0	60,0	5,25
03NRRED6340	B	63/40 mm	25	63,0	10,5	40,0	37,0	56,0	32,0	22,0	60,0	5,25
03NRRED6350	A	63/50 mm	20	63,0	10,5	50,0	-	70,0	32,0	25,0	54,0	5,25
03NRRED7520	B	75/20 mm	16	75,0	12,5	20,0	20,0	26,5	35,0	5,0	62,0	8,53
03NRRED7525	B	75/25 mm	20	75,0	12,5	25,0	25,0	33,0	34,0	9,0	62,0	8,53
03NRRED7532	B	75/32 mm	20	75,0	12,5	32,0	32,0	43,0	35,0	12,0	62,0	8,53
03NRRED7540	B	75/40 mm	18	75,0	12,5	40,0	40,0	43,0	35,0	25,0	62,0	8,53
03NRRED7550	B	75/50 mm	20	75,0	12,5	50,0	50,0	66,0	34,0	20,0	59,0	8,53
03NRRED7563	A	75/63 mm	12	75,0	12,5	63,0	-	83,0	36,0	29,0	74,0	8,53
03NRRED9063	C	90/63 mm	10	90,0	15,0	63,0	-	-	-	29,0	81,0	13,85
03NRRED9075	A	90/75 mm	18	90,0	15,0	75,0	-	96,0	37,0	34,0	80,0	15,31
03NRRED11063	B	110/63 mm	25	110,0	18,3	63,0	59,0	88,0	46,0	29,0	80,0	25,70
03NRRED11075	C	110/75 mm	25	110,0	20,8	75,0	-	-	-	32,0	80,0	25,70
03NRRED11090	A	110/90 mm	6	110,0	18,3	90,0	-	130,0	55,0	35,0	110,0	33,60
03NRRED12590	C	125/90 mm	8	125,0	20,8	90,0	-	-	-	37,0	104,0	51,35
03NRRED125110	A	125/110 mm	4	125,0	20,8	110,0	-	139,0	50,0	43,0	114,0	51,35

## Termofüzyon Fittings

SDR11 erkek/erkek redüksiyon alın kaynağı veya elektrikli aksesuarla birlikte



Sugerencia instalación



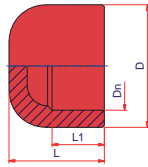
Referans	Ø	Adet Paket	Dn1 (mm)	S1 (mm)	Dn2 (mm)	S2 (mm)	L1 (mm)	L2 (mm)	L (mm)	Price (€/ud.)
03NRRED16011011MM	160/110 mm	1	160,0	14,6	110,0	10,0	103,0	88,0	315,0	66,28
03NRRED16012511MM	160/125 mm	1	160,0	14,6	125,0	11,4	102,0	91,0	214,0	66,28
03NRRED20016011MM	200/160 mm	1	200,0	18,2	160,0	14,5	118,0	101,0	240,0	151,08

Soldar a tope o con accesorio electrosoldable.

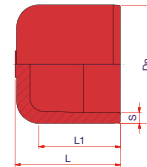
## Tapa - cap



A



B

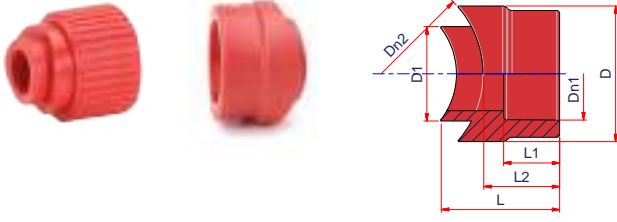


Referencia	Tip	Ø	Adet Paket	Dn (mm)	s (mm)	D (mm)	L1 (mm)	L (mm)	Price (€/ud.)
03NCCRED20	A	20 mm	100	20,0	-	30,0	17,0	29,0	0,97
03NCCRED25	A	25 mm	100	25,0	-	35,5	18,0	34,0	1,38
03NCCRED32	A	32 mm	50	32,0	-	45,0	20,0	40,0	1,68
03NCCRED40	A	40 mm	40	40,0	-	54,0	22,0	42,0	2,40
03NCCRED50	A	50 mm	35	50,0	-	66,0	25,5	48,0	4,03
03NCCRED63	A	63 mm	30	63,0	-	83,0	34,0	56,0	6,83
03NCCRED75	A	75 mm	12	75,0	-	99,0	43,0	61,0	9,13
03NCCRED90	A	90 mm	30	90,0	-	120,0	37,0	62,0	23,71
03NCCRED110	A	110 mm	20	110,0	-	148,0	28,0	68,0	26,15
03NCCRED125	A	125 mm	12	125,0	-	168,0	47,5	80,5	36,86
03NCCRED16011M *	B	160 mm	1	160,0	14,6	-	108,0	142,0	51,46
03NCCRED20011M *	B	200 mm	1	200,0	18,2	-	133,0	172,0	81,39

Alın kaynağı veya elektrikle kaynak yapılabilen aksesuar ile.

## Termofüzyon Fittings

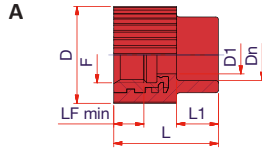
### Semer / Branch / Çıkış



Referans	Ø Boru	Ø Çıkış	Adet Paket	Dn1 (mm)	Dn2 (mm)	D1 (mm)	D (mm)	L1 (mm)	L2 (mm)	L (mm)	Price (€/ud.)
03NGSRED2040	40 mm	20	1	25,0	40	25,0	35,0	15,0	20,0	36,7	2,42
03NGSRED2050	50 mm	20	1	25,0	50	25,0	35,0	15,0	20,0	32,4	2,42
03NGSRED206375	63-75 mm	20	1	25,0	63-75	25,0	35,0	15,0	20,0	30,5	2,42
03NGSRED2090110125	90-110-125 mm	20	1	25,0	90-110-125	25,0	35,0	15,0	20,0	29,5	2,42
03NGSRED20160200	160-200 mm	20	1	25,0	160-200	25,0	35,0	15,0	20,0	28,5	5,90
03NGSRED2540	40 mm	25	1	25,0	40	25,0	35,0	16,5	21,5	38,0	2,42
03NGSRED2550	50 mm	25	1	25,0	50	25,0	35,0	16,5	21,5	33,9	2,42
03NGSRED256375	63-75 mm	25	1	25,0	63-75	25,0	35,0	16,5	21,5	32,0	2,42
03NGSRED2590110125	90-110-125 mm	25	1	25,0	90-110-125	25,0	35,0	16,5	21,5	30,5	2,42
03NGSRED326375	63-75 mm	32	1	32,0	63-75	32,0	46,0	19,0	26,0	40,0	2,42
03NGSRED3290110125	90-110-125 mm	32	1	32,0	90-110-125	32,0	46,0	19,0	26,0	38,0	2,42
03NGSRED32160200	160-200 mm	32	1	32,0	160-200	32,0	46,0	19,0	26,0	36,5	5,74
03NGSRED4090	90 mm	40	1	40,0	90	40,0	58,0	21,0	28,0	42,8	2,65
03NGSRED40110	110 mm	40	1	40,0	110	40,0	58,0	21,0	28,0	41,8	2,58
03NGSRED40125	125 mm	40	1	40,0	125	40,0	58,0	21,0	28,0	40,7	2,58
03NGSRED40160200	160-200 mm	40	1	40,0	160-200	40,0	58,0	21,0	28,0	39,0	6,27
03NGSRED5090	90 mm	50	1	50,0	90	50,0	72,0	25,0	36,0	59,0	3,69
03NGSRED50110	110 mm	50	1	50,0	110	50,0	72,0	25,0	36,0	56,0	3,69
03NGSRED50125	125 mm	50	1	50,0	125	50,0	72,0	25,0	36,0	54,0	3,69
03NGSRED50160	160 mm	50	1	50,0	160	50,0	72,0	25,0	36,0	53,0	9,25
03NGSRED50200	200 mm	50	1	50,0	200	50,0	72,0	25,0	36,0	51,5	10,21
03NGSRED63110	110 mm	63	1	63,0	110	63,0	90,0	29,0	40,0	65,0	5,38
03NGSRED63125	125 mm	63	1	63,0	125	63,0	90,0	29,0	40,0	63,0	5,38
03NGSRED63160	160 mm	63	1	63,0	160	63,0	90,0	29,0	40,0	59,5	6,88
03NGSRED63200	200 mm	63	1	63,0	200	63,0	90,0	29,0	40,0	58,0	10,44

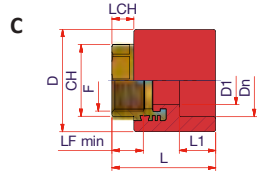
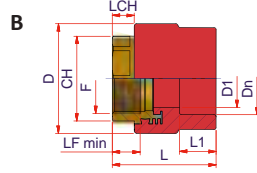
## Termofüzyon dişli Fittings

### Dişi dişli bağlantı



Referans	Tip	Ø	Adet Paket	Dn (mm)	F	LFmin (mm)	D1 (mm)	D (mm)	L1 (mm)	L (mm)	Price (€/ud.)
03NRFFRED2012L	A	20 mm	70	20,0	1/2"	11,5	14,1	37,0	16,0	40,0	4,78
03NRFFRED2034L	A	20 mm	60	20,0	3/4"	13,2	18,0	43,0	20,5	46,0	5,91
03NRFFRED2512L	A	25 mm	70	25,0	1/2"	11,5	14,1	37,0	17,0	41,0	5,04
03NRFFRED2534L	A	25 mm	60	25,0	3/4"	13,2	18,0	42,0	18,0	46,0	5,56
03NRFFRED3234L	A	32 mm	40	32,0	3/4"	13,2	18,0	45,5	21,5	51,5	9,46
03NRFFRED321L	A	32 mm	40	32,0	1"	18,0	24,0	54,0	20,0	52,0	15,04

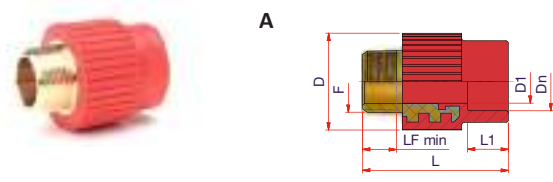
### İç dişli altıgen rakor bağlantı soketi



Referans	Tip	Ø	Adet Pake	Dn (mm)	F	LFmin (mm)	D1 (mm)	D (mm)	L1 (mm)	L (mm)	CH (mm)	LCH (mm)	Price (€/ud.)
03NRFFRED401L	C	40 mm	30	40,0	1"	18,0	24,0	56,0	22,0	67,0	38,0	15,0	17,20
03NRFFRED40114L	B	40 mm	25	40,0	1¼"	21,4	33,0	66,0	22,0	69,0	46,0	15,0	26,68
03NRFFRED50114L	C	50 mm	25	50,0	1¼"	21,4	33,0	70,0	25,0	71,0	46,0	15,0	28,73
03NRFFRED50112L	B	50 mm	14	50,0	1½"	19,0	39,5	75,0	25,0	72,0	55,0	15,0	32,03
03NRFFRED63112L	C	63 mm	15	63,0	1½"	19,0	39,5	88,0	29,0	71,0	55,0	15,0	34,56
03NRFFRED632L	B	63 mm	12	63,0	2"	23,7	50,0	92,0	29,0	80,0	65,0	20,0	50,00
03NRFFRED752L	C	75 mm	8	75,0	2"	23,7	50,0	103,0	33,0	84,0	65,0	20,0	51,76
03NRFFRED75212L	B	75 mm	6	75,0	2½"	30,2	63,5	110,0	33,0	89,0	80,0	20,0	71,04
03NRFFRED903L	B	90 mm	4	90,0	3"	33,3	75,0	129,0	37,0	99,0	95,0	23,0	140,01
03NRFFRED1104L	B	110 mm	2	110,0	4"	39,3	99,5	160,0	43,0	111,0	120,0	30,0	144,14
03NRFFRED1254L	C	125 mm	1	125,0	4"	39,3	99,5	160,0	47,5	115,5	120,0	30,0	166,20

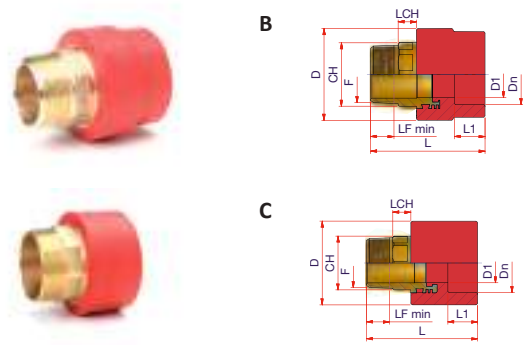
## Termofüzyon Fittings

### Erkek dişli bağlantı



Referans	Tip	Ø	Adet Paket	Dn (mm)	F	LFmin (mm)	D1 (mm)	D (mm)	L1 (mm)	L (mm)	Price (€/ud.)
03NRFMRED2012L	A	20 mm	70	20,0	1/2"	13,2	14,1	37,0	16,0	55,0	6,83
03NRFMRED2034L	A	20 mm	50	20,0	3/4"	14,5	18,0	43,0	20,5	63,0	7,03
03NRFMRED2512L	A	25 mm	70	25,0	1/2"	13,2	14,1	37,0	17,0	56,0	7,24
03NRFMRED2534L	A	25 mm	50	25,0	3/4"	14,5	18,0	42,0	17,5	62,0	9,13
03NRFMRED3234L	A	32 mm	40	32,0	3/4"	14,5	18,0	45,5	20,0	68,5	10,71
03NRFMRED321L	A	32 mm	30	32,0	1"	16,8	24,0	54,0	20,0	71,0	13,97

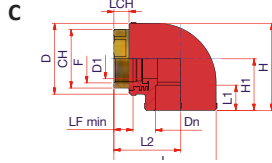
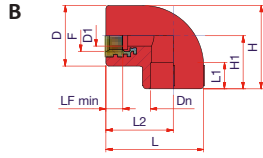
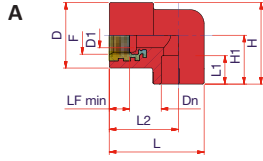
### Dış dişli Altıgen bağlantı



Referans	Tip	Ø	Adet Pake	Dn (mm)	F	LFmin (mm)	D1 (mm)	D (mm)	L1 (mm)	L (mm)	CH (mm)	LCH (mm)	Price (€/ud.)
03NRFMRED401L	C	40 mm	25	40,0	1"	16,8	24,0	56,0	22,0	86,0	34,0	13,0	19,54
03NRFMRED40114L	B	40 mm	20	40,0	1¼"	19,1	33,0	65,0	22,0	91,0	42,0	15,0	27,04
03NRFMRED50114L	C	50 mm	18	50,0	1¼"	19,1	33,0	70,0	25,0	93,0	42,0	15,0	29,05
03NRFMRED50112L	B	50 mm	15	50,0	1½"	19,1	33,0	70,0	25,0	93,0	42,0	15,0	34,92
03NRFMRED63112L	C	63 mm	10	63,0	1½"	19,1	38,0	88,0	29,0	97,5	50,0	15,0	37,99
03NRFMRED632L	B	63 mm	10	63,0	2"	23,4	49,5	92,0	29,0	105,0	60,0	18,0	48,16
03NRFMRED752L	C	75 mm	6	75,0	2"	23,4	49,5	103,0	33,0	109,0	60,0	18,0	52,34
03NRFMRED75212L	B	75 mm	4	75,0	2½"	26,7	63,5	110,0	33,0	112,0	80,0	20,0	69,90
03NRFMRED903L	B	90 mm	4	90,0	3"	29,8	75,0	129,0	37,0	129,0	90,0	23,0	126,79
03NRFMRED1104L	B	110 mm	1	110,0	4"	35,8	99,5	160,0	43,0	148,0	115,0	30,0	196,67
03NRFMRED1254L	C	125 mm	1	125,0	4"	35,8	99,5	160,0	47,5	152,5	115,0	30,0	228,46

## Termofüzyon dişli aksesuarlar

### Dirsek 90° iç dişli rakor soket

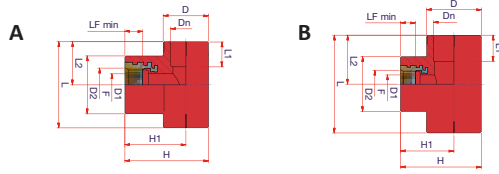


Referans	Tip	Ø	Adet Paket	Dn (mm)	D1 (mm)	D (mm)	F	LF min (mm)	L1 (mm)	L2 (mm)	L (mm)	H1 (mm)	H (mm)	CH (mm)	LCH (mm)	Price (€/ud.)
03NGFRED2012L	A	20 mm	60	20,0	14,0	37,0	1/2"	11,5	16,0	39,0	53,5	27,5	46,0	-	-	4,13
03NGFRED2512L	A	25 mm	50	25,0	14,0	37,0	1/2"	11,5	17,0	39,0	56,5	30,5	49,0	-	-	6,58
03NGFRED2534L	A	25 mm	40	25,0	18,5	42,0	3/4"	13,2	17,0	39,0	56,5	30,5	51,5	-	-	7,07
03NGFRED3212L	B	32 mm	30	32,0	14,0	42,0	1/2"	11,5	18,0	46,0	67,0	36,0	57,0	-	-	8,17
03NGFRED3234L	B	32 mm	35	32,0	18,5	42,0	3/4"	13,2	18,0	46,0	67,0	36,0	57,0	-	-	8,58
03NGFRED321L	B	32 mm	30	32,0	24,0	54,0	1"	18,0	20,0	46,0	67,0	47,0	74,0	-	-	14,69
03NGFRED401L	B	40 mm	20	40,0	24,0	57,0	1"	18,0	20,0	52,0	79,0	43,0	72,0	46,0	15,0	17,26
03NGFRED50114L	C	50 mm	10	50,0	33,0	70,0	1 1/4"	21,4	25,0	66,0	101,0	51,0	86,0	55,0	15,0	30,24
03NGFRED50112L	C	50 mm	10	50,0	39,5	70,0	1 1/2"	19,0	25,0	66,0	101,0	51,0	86,0	55,0	15,0	43,59
03NGFRED63112L	C	63 mm	4	63,0	39,5	88,0	1 1/2"	19,0	29,0	77,0	121,0	62,0	106,0	65,0	20,0	55,07
03NGFRED632L	C	63 mm	4	63,0	50,0	88,0	2"	23,7	29,0	82,0	126,0	62,0	106,0	65,0	20,0	61,22



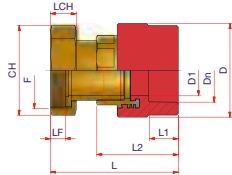
## Termofüzyon dişli aksesuarlar

### TEE iç dişli



Referans	Tip	Ø	Adet Paket	Dn (mm)	D1 (mm)	D2 (mm)	D (mm)	F	LF min (mm)	L1 (mm)	L2 (mm)	L (mm)	H1 (mm)	H (mm)	Price (€/ud.)
03NTFRED2012L	A	20 mm	50	20,0	14,1	37,0	29,0	1/2"	11,5	16,0	27,5	55,0	39,0	53,5	5,50
03NTFRED2512L	A	25 mm	40	25,0	14,1	37,0	35,0	1/2"	11,5	17,0	30,5	61,0	39,0	56,5	5,85
03NTFRED2534L	A	25 mm	35	25,0	18,5	42,0	35,0	3/4"	13,2	17,0	30,5	61,0	39,0	56,5	7,46
03NTFRED3212L	B	32 mm	30	32,0	14,1	42,0	42,0	1/2"	11,5	20,0	37,5	75,0	41,0	62,0	7,68
03NTFRED3234L	B	32 mm	35	32,0	18,5	42,0	42,0	3/4"	13,2	20,0	37,5	75,0	41,0	62,0	10,35
03NTFRED321L	B	32 mm	16	32,0	24,0	54,0	42,0	1"	17,8	20,0	47,0	95,0	39,0	66,0	16,57

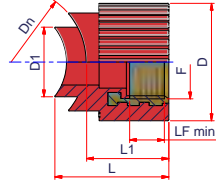
### Soket rakoru somunu (oynar başlık) bağlantısı



Referans	Ø	Adet Paket	Dn (mm)	F	LF (mm)	D1 (mm)	D (mm)	L1 (mm)	L2 (mm)	L (mm)	CH (mm)	LCH (mm)	Price (€/ud.)
03NBDRED2034	20 mm	10	20,0	3/4"	10,8	14,1	37,0	16,0	40,0	62,0	30,0	14,0	11,44
03NBDRED2534	25 mm	20	25,0	3/4"	10,8	14,1	37,0	17,0	41,0	62,0	30,0	14,0	12,82
03NBDRED251	25 mm	10	25,0	1"	11,5	18,0	42,0	18,0	46,0	70,5	37,0	15,0	14,33
03NBDRED321	32 mm	15	32,0	1"	11,5	18,0	45,5	21,5	51,0	76,0	37,0	15,0	24,76
03NBDRED32114	32 mm	30	32,0	1 1/4"	14,0	24,0	54,5	20,0	53,0	81,0	46,0	18,0	30,20
03NBDRED40114	40 mm	20	40,0	1 1/4"	14,0	24,0	56,0	22,0	67,0	93,0	46,0	18,0	37,64
03NBDRED40112	40 mm	20	40,0	1 1/2"	14,0	33,0	66,0	22,0	69,0	98,0	52,0	18,0	44,13
03NBDRED50112	50 mm	16	50,0	1 1/2"	14,0	33,0	70,0	25,0	56,0	101,0	52,0	18,0	84,42
03NBDRED502	50 mm	10	50,0	2"	17,5	39,5	76,5	25,0	72,0	107,0	64,5	24,0	97,99
03NBDRED632	63 mm	10	63,0	2"	17,5	39,5	88,0	29,0	75,0	110,0	64,5	24,0	109,04
03NBDRED63212	63 mm	8	63,0	2 1/2"	21,0	50,0	93,0	29,0	81,0	135,5	81,5	25,5	138,69

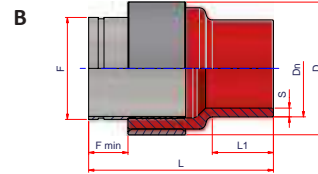
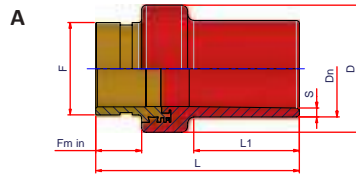
## Termofüzyon dişli aksesuarlar

### İç dişli semer / branch / çıkış



Referans	Dn Boru (mm)	Dn Çıkış (mm)	Adet Paket	F	LF min (mm)	D1 (mm)	D (mm)	L1 (mm)	L (mm)	Price (€/ud.)
03NGSFRED124050L	40-50	25,0	70	1/2"	11,5	25,0	37,0	31,5	45,0	8,22
03NGSFRED126375L	63-75	25,0	70	1/2"	11,5	25,0	37,0	31,5	42,0	8,22
03NGSFRED1290110125L	90-110-125	25,0	70	1/2"	11,5	25,0	37,0	31,5	41,0	8,52
03NGSFRED12160200L	160-200	25,0	70	1/2"	11,5	25,0	37,0	31,5	40,0	9,74
03NGSFRED344050L	40-50	25,0	70	3/4"	13,2	25,0	42,0	33,5	47,0	10,74
03NGSFRED346375L	63-75	25,0	70	3/4"	13,2	25,0	42,0	33,5	44,0	10,04
03NGSFRED3490110125L	90-110-125	25,0	70	3/4"	13,2	25,0	42,0	33,5	43,0	10,04
03NGSFRED16375L	63-75	32,0	40	1"	18,0	32,0	54,0	38,0	52,0	15,97
03NGSFRED190110125L	90-110-125	32,0	40	1"	18,0	32,0	54,0	38,0	50,0	15,97
03NGSFRED1160200L	160-200	32,0	1	1"	18,0	32,0	54,0	38,0	48,5	16,83

### Oluklu Bağlantı soketi



Referans	Tip	Dn (mm)	Adet Paket	S	F	F min (mm)	L1 (mm)	L (mm)	D (mm)	Price (€/ud.)
03NRVRED5011	A	50	1	4,6	1 1/2"	30	61	125	70	34,27
03NRVRED6311	A	63	1	5,8	2"	30	69	133	83	45,37
03NRVRED7511	A	75	1	6,8	2 1/2"	30	80	145	107	67,73
03NRVRED9011	A	90	1	8,2	3"	30	87	159	118	211,17
03NRVRED11011	A	110	1	10	4"	40	85,5	175	153	289,24
03NRVRED12511	A	125	1	11,4	4"	40	95	187	153	367,27
03NRVRED16011	B	160	1	14,6	6"	65	101	305	219	703,83
03NRVRED20011	B	200	1	18,2	8"	74	170	365	273	1.138,73

## Termofüzyon aksesuarları - Soket rakoru

DVS 2207 standardına göre kaynak prosedürü; 125 mm çapa kadar soketli yapılabilir

Ø Boru	Isıtma süre (saniye)	Bekleme (saniye)	Soğuma (saniye)	Boru yerleşimi (mm)
16 mm	5	4	2	13
20 mm	5	4	2	14
25 mm	7	4	3	15
32 mm	8	6	4	17
40 mm	12	6	4	18
50 mm	18	6	4	20
63 mm	24	8	6	26
75 mm	30	8	6	29
90 mm	40	8	6	32
110 mm	50	10	8	35
125 mm	60	10	8	40

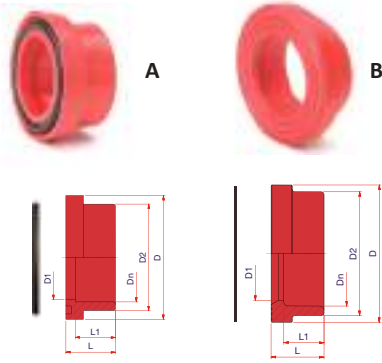
  

Greft	Isıtma (saniye)	Bekleme (saniye)	Test dakika
25 mm	7	4	10
32 mm	8	6	10

Isınma süresi, boru ve bağlantı parçasının ekteki tablanın yerleştirme derinliğine ulaşmasıyla başlar. Küçük çaplarda boru tıkanması sorununa yol açabileceği için ekleme derinlikleri aşılmamalıdır.

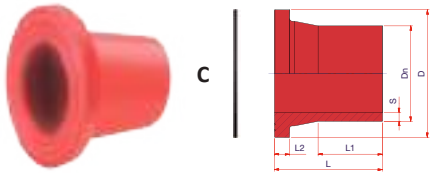
## Flanşlar ve flanş tutucular

### Flanş tutucu



Referans	Tip	Ø	Adet Paket	Dn (mm)	D (mm)	D1 (mm)	D2 (mm)	L1 (mm)	L (mm)	Price (€/ud.)
<b>O-RING SOKET BAĞLANTILI FLANŞ TUTUCU: O-RINGLE BİRLİKTE SAĞLANIR</b>										
03NCOSARED32	A	32 mm	100	32,0	51,0	28,0	40,6	18,0	26,0	4,59
03NCOSARED40	A	40 mm	50	40,0	64,0	36,0	49,4	20,5	30,0	6,32
03NCOSARED50	A	50 mm	36	50,0	73,2	45,5	61,0	23,5	34,0	9,59
03NCOSARED63	A	63 mm	20	63,0	90,5	56,5	76,0	27,5	38,0	11,63
03NCOSARED75	A	75 mm	12	75,0	104,5	71,0	90,0	30,0	42,0	13,41
<b>DÜZ CONTA L SOKET RAKO U FLANŞ TUTUCU: DÜZ CONTA İLE BİRLİKTE VERİLMEZ (SİPARİŞE EGR CONTA EKLEYİNİ)</b>										
03NCOSARED90	B	90 mm	8	90,0	138,0	84,0	107,0	37,0	46,0	19,07
03NCOSARED110	B	110 mm	10	110,0	158,0	102,0	131,0	43,0	57,0	27,48
03NCOSARED125	B	125 mm	8	125,0	160,0	120,0	146,0	47,5	62,5	53,18

### Uzun flanş tutucu SDR11 alın kaynağı veya elektrikli aksesuar



Referans	Tip	Ø	Uds. Caja	Dn (mm)	S (mm)	D (mm)	L1 (mm)	L2 (mm)	L (mm)	Price (€/ud.)
03NCRTRED16011	C	160 mm	1	160,0	14,6	212,0	105,0	25,0	180,0	90,79
03NCRTRED20011	C	200 mm	1	200,0	18,2	268,0	125,0	32,0	200,0	235,03

DÜZ CONTA İLE BİRLİKTE VERİLMEZ (SİPARİŞE CONTA EKLEYİNİZ)

## Flanşlar ve flanş tutucular

Soket aksesuarı veya elektrik aksesuarı için PN16 alüminyum flanş. Metrik sistem EN 1092



Referans	Ø Boru NIRON	Ø İç flanş (mm)	Ø Dış flanş (mm)	Adet Paket	Nº Delik sayısı	Delik mesafesi (mm)	Ø Delik ölçü (mm)	Vana bağlantısı	PN	Price (€/ud.)
<b>SOCKET</b>										
NFLA32	32 mm	45,0	115,0	1	4	85,0	14,0	DN25 1"	10/16	<b>18,43</b>
NFLA40	40 mm	51,0	140,0	1	4	100,0	18,0	DN32 1 1/4"	10/16	<b>32,17</b>
NFLA50	50 mm	62,0	150,0	1	4	110,0	18,0	DN40 1 1/2"	10/16	<b>34,76</b>
NFLA63	63 mm	78,0	165,0	1	4	125,0	18,0	DN50 2"	10/16	<b>39,17</b>
NFLA75	75 mm	92,0	185,0	1	4	145,0	18,0	DN65 2 1/2"	10/16	<b>52,81</b>
NFLA90	90 mm	110,0	200,0	1	8	160,0	18,0	DN80 3"	10/16	<b>59,95</b>
NFLA110	110 mm	133,0	220,0	1	8	180,0	18,0	DN100 4"	10/16	<b>67,27</b>
NFLA125B	125 mm	149,0	250,0	1	8	210,0	18,0	DN125 5"	10/16	<b>82,24</b>
<b>SON KAYNAK</b>										
NFLA160	160 mm	178,0	285,0	1	8	240,0	22,0	DN150 6"	10/16	<b>104,23</b>
NFLA20016	200 mm	238,0	340,0	1	12	295,0	22,0	DN200 8"	16	<b>165,25</b>

**DİĞER AKSESUAR****Küresel vana. PP-R gövde ve nikel pirinç küre OT soket rakoru**

Referans	Ø	Adet paket	Dn (mm)	Price (€/ud.)
03NRSPP20	20 mm	50	20,0	42,07
03NRSPP25	25 mm	25	25,0	43,80
03NRSPP32	32 mm	15	32,0	63,02
03NRSPP40	40 mm	10	40,0	87,54
03NRSPP50	50 mm	6	50,0	149,39

**Flexo**

Referans	Açıklama	Uzunluk	Adet Paket	Price (€/ud.)
FINRED70M1H12	Conector flexible a rociador M 1"-H 1/2" sin refuerzo	70 cm	1	31,64
FINRED100M1H12	Conector flexible a rociador M 1"-H 1/2" sin refuerzo	100 cm	1	33,37
FINRED120M1H12	Conector flexible a rociador M 1"-H 1/2" sin refuerzo	120 cm	1	40,78

## Herramientas

### Matrices para accesorios unión socket



Referencia	Ø	Uds. Caja	Precio (€/ud.)
NMATRICE20A	20 mm	1	65,32
NMATRICE25A	25 mm	1	68,48
NMATRICE32A	32 mm	1	77,67
NMATRICE40A	40 mm	1	99,55
NMATRICE50A	50 mm	1	118,98
NMATRICE63A	63 mm	1	136,97
NMATRICE75A	75 mm	1	180,04
NMATRICE90A	90 mm	1	243,60
NMATRICE110A	110 mm	1	322,48
NMATRICE125A	125 mm	1	398,92

### Matrices para injertos NGS y NGSF



Referencia	Para el injerto	Ø	Uds. Caja	Precio (€/ud.)
NMATGS4025	NGS2040 - NGS2540	40/25 mm	1	184,40
NMATGS5025	NGS2050 - NGS2550 - NGSF124050 - NGSF344050	50/25 mm	1	184,40
NMATGS637525	NGS206375 - NGS256375 - NGSF126375 - NGSF346375	63-75/25 mm	1	184,40
NMATGS9011012525	NGS2090110125 - NGS2590110125 - NGSF1290110125 - NGSF3490110125	90-110-125/25 mm	1	184,40
NMATGS16020025	NGS20160200 - NGS25160200 - NGSF12160200 - NGSF34160200	160-200/25 mm	1	184,40
NMATGS637532	NGS326375 - NGSF16375	63-75/32 mm	1	203,85
NMATGS9011012532	NGS3290110125 - NGSF190110125	90-110-125/32 mm	1	203,85
NMATGS16020032	NGS32160200	160-200/32 mm	1	203,85
NMATGS9040	NGS4090	90/40 mm	1	212,49
NMATGS11040	NGS40110	110/40 mm	1	212,49
NMATGS12540	NGS40125	125/40 mm	1	212,49
NMATGS16020040	NGS40160200	160-200/40 mm	1	292,76
NMATGS9050	NGS5090	90/50 mm	1	331,71
NMATGS11050	NGS50110	110/50 mm	1	331,71
NMATGS12550	NGS50125	125/50 mm	1	331,71
NMATGS16050	NGS50160	160/50 mm	1	331,71
NMATGS20050	NGS50200	200/50 mm	1	331,71
NMATGS25050	NGS50250	250/50 mm	1	331,71
NMATGS11063	NGS63110	110/63 mm	1	352,96
NMATGS12563	NGS63125	125/63 mm	1	352,96
NMATGS16063	NGS63160	160/63 mm	1	352,96
NMATGS20063	NGS63200	200/63 mm	1	352,96

## Herramientas

### Fresa para injerto NGS y NGSF



Referencia	Tipo	Ø	Uds. Caja	Precio (€/ud.)
NFGS25	A	25 (agujero Ø 23 mm)	1	135,75
NFGS32	A	32 (agujero Ø 30 mm)	1	153,46
NFGS40	B	40 (agujero Ø 38,5 mm)	1	237,27
NFGS50	B	50 (agujero Ø 48,5 mm)	1	264,42
NFGS63	B	63 (agujero Ø 61,5 mm)	1	293,93

### Tapón de prueba



Referencia	Ø	Uds. Caja	F (mm)	LF (mm)	L (mm)	D (mm)	Precio (€/ud.)
NTC12	1/2" gas	100	1/2"	18,70	48,0	29,0	1,51
NTC34	3/4" gas	100	3/4"	18,87	48,0	29,0	1,85

### Rascador



Referencia	Uds. Caja	Precio (€/ud.)
NRAM1	1	35,87

### Rascador giratorio



Referencia	Ø SDR11	Peso (kg)	Uds. Caja	Precio (€/ud.)
RAT1A *	75-200 mm	2,8	1	Consultar

\* Rascador con bolsa para transporte.



## Herramientas

### Alineador para accesorios electrosoldables



A



B



C

Referencia	Tipo	∅	Peso (kg)	Uds. Caja	Precio (€/ud.)
99500010	A	20/63 mm	3,0	1	Consultar
99220003	B	63/180 mm	7,5	1	Consultar
99220001	C	125/500 mm	7,5	1	Consultar

### Tijeras para tubos



A



B



C

Referencia	Tipo	∅	Uds. Caja	Precio (€/ud.)
NTTTP	A	16/32 mm	1	78,86
NTTT1	B	16/40 mm	1	60,26
NTTT2	C	16/75 mm	1	301,89
NRLP (Hoja para NTTTP)			1	44,81

### Cortatubos telescópico



Referencia	∅	Uds. Caja	Precio (€/ud.)
70031	6/63 mm	1	Consultar
70032	50/125 mm	1	Consultar
70033	110/160 mm	1	Consultar

## Máquinas de soldadura por termofusión

### Polifusor con maletín y con matrices



Referencia	Voltaje	Ø	Matrices (mm)	Uds. Caja	Precio (€/ud.)
NSBEP	220V	Hasta 63mm	20/25/32	1	652,81
NSBEP63	220V	Hasta 63mm	20/25/32/40/50/63	1	820,42
NSBEP125	220V	Hasta 125mm	75/90/110/125	1	1.637,29

### Polifusor con caballete diámetro máximo 63 mm (sin matrices)



Referencia	Voltaje	Ø	Uds. Caja	Precio (€/ud.)
NPCCCE	220V	Hasta 63mm	1	435,46

### Polifusor con caballete diámetro máximo 125 mm (sin matrices)



Referencia	Voltaje	Ø	Uds. Caja	Precio (€/ud.)
NPCCCE125	220V	Hasta 125mm	1	885,33

## Máquinas de soldadura por termofusión

### Aproximador



Precio especial Polifusor Ø 125 mm más matrices de 75, 90 y 110 mm con su bolsa de transporte. Solicite precio para el KITNIRON APROXIMADOR.

Referencia	Ø	Uds. Caja	Precio (€/ud.)
94650001	63-125 mm	1	Consultar

### Aproximador universal "SPIDER"



#### Características

- Accionado a mano
- Mecanismo de engranajes no reversibles con autobloqueo
- Palanca de soporte de dos posiciones
- Liviana y compacta
- Autocentable

Referencia	Ø	Recorrido máximo (mm)	Peso máquina completa (kg)	Uds. Caja	Precio (€/ud.)
A467601	63-125 mm	193,0	6,8	1	Consultar

## Máquinas de soldadura por electrofusión

Máquina de soldar automática polivalente con escáner óptico y sistema Bluetooth integrado



Peso	25,2 kg
Dimensiones	340 x 450 x 220 mm
Potencia máxima absorbida	4.000 VA
Alimentación	230V
Corriente pico	100 A
Corriente soldadura 60% Duty Cycle	73 A
Frecuencia	50 - 60Hz
Temperatura de uso	De -18°C a +55°C
Pantalla	Visor retroiluminado dispuesto en 4 líneas de 20 dígitos
Protección IP	54
Tensión de soldadura	5-42V
Memoria	10.000 ciclos
Diámetros con los que puede trabajar	20 ÷ 630 mm

Referencia	Ø	Uds. Caja	Precio (€/ud.)
E9001E	20-630 mm	1	Consultar

Máquina de soldar automática "ELEKTRA LIGHT"



Peso	7 kg
Dimensiones	200 x 250 x 210 mm
Potencia máxima absorbida	1.300 W
Alimentación	110V o 230V
Corriente pico	60 A
Corriente soldadura 60% Duty Cycle	23 A
Frecuencia	50 - 60Hz
Temperatura de uso	De -10°C a +50°C
Precisión del termómetro	1°C
Protección IP	54
Tensión de soldadura	8-48V
Memoria	325 ciclos
Diámetros con los que puede trabajar	20 ÷ 125/160 * mm

Referencia	Ø	Uds. Caja	Precio (€/ud.)
96906063	20-125/160* mm	1	Consultar

\* Es posible soldar el diámetro 160 mm tomando la precaución de esperar el enfriamiento de la máquina, después de cada soldadura.

## Máquinas de soldadura por electrofusión

### Máquina de soldar con scanner "ELEKTRA 315"



Peso	16 kg
Dimensiones	263 x 240 x 300 mm
Potencia máxima absorbida	2.600 W
Alimentación	110V o 230V
Corriente pico	100 A
Corriente soldadura 60% Duty Cycle	60 A
Frecuencia	50 - 60Hz
Temperatura de uso	De -10°C a +50°C
Protección IP	54
Tensión de soldadura	8-48V
Memoria	500 ciclos
Diámetros con los que puede trabajar	20 ÷ 315 mm

Referencia	Ø	Uds. Caja	Precio (€/ud.)
96906126	20-315 mm	1	Consultar

